


Skyward Family Access Help



Calumet Public School District 132

Login ID:

Password:

[Sign In](#)

[Forgot your Login/Password?](#)

Skyward features



- ▶ Skyward Family Access gives you the tools to know how your student is doing in school.
- ▶ Access grades, email addresses for teacher, change your phone number, and check student attendance through the features of Skyward.
- ▶ Receive messages from the district.
- ▶ You can receive weekly emails regarding missing assignments and grades.
- ▶ Plus much more!

To access Skyward, go to the Calumet Public School District 132 website at www.sd132.org.

The Skyward Family Access link is located on the top right side of the district web page.



The screenshot shows the top navigation bar of the Calumet Public School District 132 website. The header is dark blue with the district name in red and white. The main content area features a large photograph of children in red graduation caps and gowns, with the text 'KINDERGARTEN GRADUATION' overlaid. The bottom navigation bar contains various menu items.

Calumet Public School District 132
High Expectations Produce Positive Results

SKYWARD STAFF 🔍 ⚙️

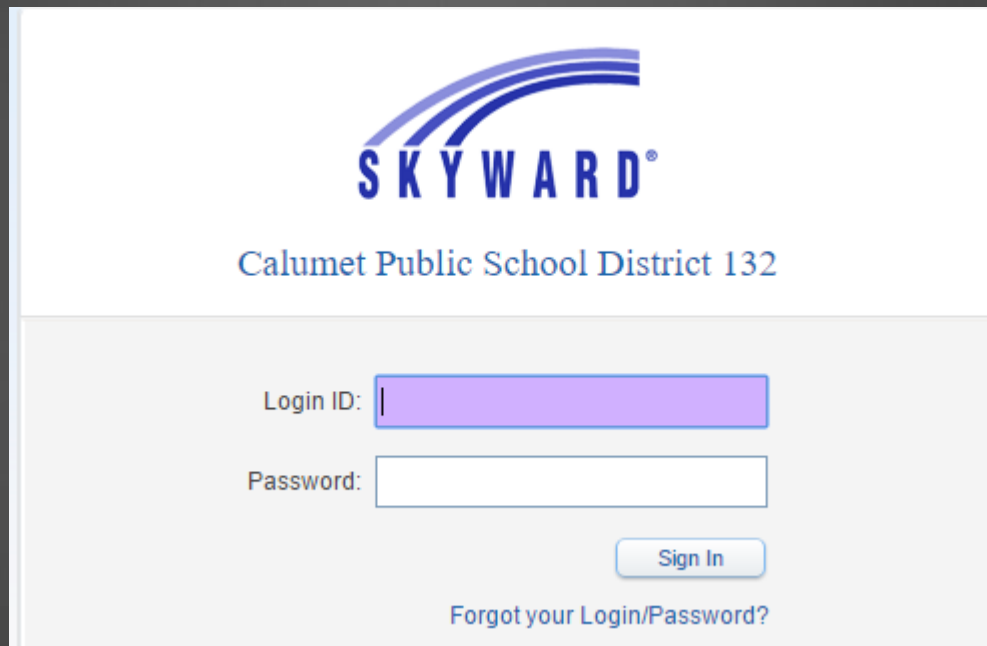
District Home Schools Site Map 🗺️ POPULAR 🔍

KINDERGARTEN GRADUATION

Our District Board Of Education Departments Staff Resources Student Resources Family Resources Initiatives

- Your default LOGIN information will be mailed for the initial login. Once you log in for the first time you will be asked to change your password.

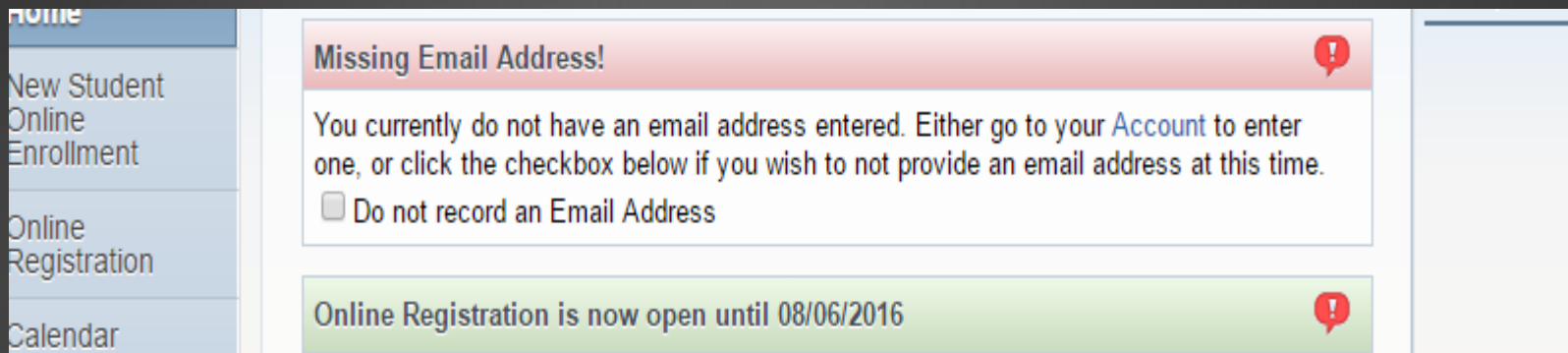
***If you have multiple students in the District you **ONLY** need one account. You will be able to view all your children in the District from one account.



The image shows a login interface for the SKYWARD system. At the top, there is a logo consisting of three blue curved lines above the word "SKYWARD" in a bold, blue, sans-serif font. Below the logo, the text "Calumet Public School District 132" is displayed in a smaller, blue font. The main content area is a light gray box containing a login form. The form has two input fields: "Login ID:" followed by a purple rectangular box, and "Password:" followed by a white rectangular box. Below these fields is a blue button with the text "Sign In". At the bottom of the form area, there is a link that says "Forgot your Login/Password?".

Email addresses are very important!

We will begin utilizing email as a tool in district communication efforts. It is vital that we have at least one parent or guardian with an email address. If you do not have an email address in Skyward you will see this screen first. Please enter a valid email address.



The screenshot shows a web interface with a navigation menu on the left containing links for 'Home', 'New Student Online Enrollment', 'Online Registration', and 'Calendar'. The main content area features a red error message box titled 'Missing Email Address!' with a red exclamation mark icon. The message text reads: 'You currently do not have an email address entered. Either go to your [Account](#) to enter one, or click the checkbox below if you wish to not provide an email address at this time.' Below the text is a checkbox labeled 'Do not record an Email Address'. At the bottom of the main content area, there is a green notification box with a red exclamation mark icon that says 'Online Registration is now open until 08/06/2016'.

*****If you do not have an email account, please consider creating a free account with Google (.gmail) or Yahoo.**



PLEASE FEEL FREE TO EMAIL ME AT SDAVIS@SD132.ORG IF YOU
NEED HELP WITH SKYWARD.